

Year 3 Religion and World Views – Week Commencing 8th June 2020

What is the Trinity?

Lesson 1; To understand the Gospel Story of Jesus' Baptism

Write the word 'water' into the centre of a piece of paper. As you watch:

<https://www.youtube.com/watch?v=O1U3QH8NwBs> note all the different descriptions that water symbolises.



Look at the words and select by highlighting which 5 words are your favourite symbols for water.

In the bible, God has 3 forms; God the Father the creator of the world, God the Son, Jesus, who came to earth and lived as a human and God the Holy Spirit. The Holy Spirit is a powerful force which is in the world and helps people carry out God's plans. This Holy Spirit, is often symbolised as water which moves, refreshes, strengthens and gives power to the people of God (Christians).

Watch <https://www.youtube.com/watch?v=JZ5jm5Ix5bY&safe=active> and read the story of Jesus' baptism <https://www.learnreligions.com/baptism-of-jesus-by-john-700207>

This story is in the Gospels (story of Jesus' life) of the Bible, at the start of Jesus' public life.

In the film and story the Trinity (3 parts of the Christian God) are represented - the voice of God (1. Father) announces that Jesus (2. Son) is the son of God and the (3.) Holy Spirit comes on Jesus as a dove.

Christians believe the story teaches us that Jesus is not just a good man, but God (the Incarnation), come to Earth to rescue humanity.

Below are 3 different paintings of the baptism of Jesus. On all 3 label;

- Jesus, God's Son (the man being baptised – having water poured on him / going down into the water)
- John (Jesus' cousin who baptised him)
- The dove (God the Holy Spirit coming down on Jesus)

Where do you see God the Father in each picture?

He is represented in a different way in each painting!

Can you see / think how the God the father has been symbolised?

Make a note next to each painting to say where or how he is represented!

What is water used to do in the story you watched and read? _____

In the last painting what does the shape of Jesus remind you about? _____

In the last painting, from whose view point is the picture painted? _____

1.



Baptism of Christ Verrocchio

2.



Baptism of Christ - David Zelenka

3.



Baptism of Christ - Daniel Bonnell

Lesson 2 To understand Trinity as 3 in 1!

Christians believe in **one** God who has **three** parts. In the story of Jesus' baptism ;



1. God the Son, Jesus, is the man being baptised.



2. God the Holy Spirit, is the dove descending down on Jesus.



3. God the Father, is the voice speaking to Jesus.

The 3 parts make the **Trinity** – like **Tricycle** or **Triangle** where the prefix '**Tri**' indicates 3!

Another way to symbolise the Trinity is to use a hyacinth flower and bulb. For example;

The scent = the Holy Spirit
The power of God moving in
the world - your senses
understand it is there and
you can see the effect in all
the good that happens!



The Son is the radiance of the
father's glory!





Bulb = God the Father
Everything has its being
through the father.

If makes a flower!

Look at the ideas for symbols of the Trinity on the next page. Can you;

1. Name the symbol (first column in the table to fill in)
2. Describe which part is God the Father, God the Son and God the Holy Spirit? (Last column in the table to fill in)
3. The last row is for you to think of an item that has 3 parts but makes one thing that could be used to represent the Holy Spirit!

LO: To understand how Christians see God as three in 1!

Metaphor	What is it?	How could it symbolise the Trinity?
		<p>Father;</p> <p>Son;</p> <p>Holy Spirit:</p>
		<p>Father;</p> <p>Son;</p> <p>Holy Spirit:</p>
		<p>Father;</p> <p>Son;</p> <p>Holy Spirit:</p>
		<p>Father;</p> <p>Son;</p> <p>Holy Spirit:</p>
Draw your own idea here;		<p>Father;</p> <p>Son;</p> <p>Holy Spirit:</p>

Lesson 3 - How is Baptism and the Trinity used by Christians today?

Questions to ask

Have any of you been baptised/christened?

Have you been to a Christian baptism/christening?

What happens there?

Why do some parents baptise/christen their children?

Why do some adults decide to be baptised?

What would always happen after a baptism/christening?

Watch: <https://www.bbc.co.uk/programmes/p02mwy4d>

This film clip shows baby christening and child or adult baptism.

Using the cards below, cut them out and sort them into what happens at a christening of a baby and what happens at a child or adult baptism. Some things appear in both whereas others only happen in one or the other! Alternatively, re-write into each column.

Water	Water	Vicar/priest blesses the water
Water splashed on head	Prayers and blessings are said, songs are sung	No blessing for water
Prayers and blessings are said, songs are sung	Go right under the water	Sometimes dressed in white
Sign of washing away sin	Often dressed in white	Sign of burying their old life and starting a new one
Font	Anointed with oil	Person being baptised makes their own promises to follow Jesus
No oil	Baptistry pool or river	Parents and godparents promise to look after baby as he or she grows up

Baby Christening

Adult / Child Baptism

Below is a prayer for after a baby's baptism. It shows the trinity once again. Can you underline the words which show the trinity in the prayer?

Lord God, our heavenly Father,
we thank you for your great goodness
in calling us to know you and to put our trust in you.
Increase this knowledge and strengthen our faith.
Give your Holy Spirit to this *person*,
that *he* may be born again and made an heir of everlasting salvation;
through Jesus Christ our Lord,
who lives and reigns with you and the Holy Spirit,
one God, now and for ever. Amen.

Look at the Trinity Kennings below;

KENNING POEM: TRINITY		
The 'Trinity Chant' referred to in the planning materials uses 18 'kennings' to say what Christians believe God does. A kenning is a short poetic line to say what something does. There are six each for the Father, Son and Holy Spirit.		
FATHER	SON	HOLY SPIRIT
Time starter Space maker Earth shaper	Stable sleeper Miracle maker Eye opener	Promise keeper Hand holder Heart warmer
Mud modeller Garden planter Fruit grower	Cross carrier Devil crusher Grave buster	Cheerer upper Energy booster Life giver

Select your favourite parts to draw and colour your own Trinity picture. See below for examples of previous year 3 children's work.



Examples of work by year 3 children!



Answers;

Lesson 1

God the Father in picture 1 is shown by his hands near the dove.

God the Father in picture 2 is shown by light from heaven shining on Jesus.

God the Father in picture 3 is looking down from above!




Water is used to baptise Jesus – it shows the start of Jesus' ministry as he had done nothing wrong.


In the last painting the shape of Jesus is similar to the shape of the dove showing they are one and the same. It also is similar to the shape of the cross on which Jesus died, reminding people that the whole purpose of God the Son was to die for humankind.

In the last picture, the painting is depicted looking down from God the Father in heaven onto his Son.

Lesson 2

LO: To understand how Christians see God as three in 1!

Metaphor	What is it?	How could it symbolise the Trinity?
	Hyacinth flower and bulb	Father; the bulb Son; the flower – radiance of God's glory Holy Spirit: the scent / smell wafting through the air.
	Fidget Spinner	Father; One of the circles. Son; One of the circles. Holy Spirit: One of the circles. When spun, the 3 become 1!
	Ice, Water & Steam	Father; Water – creation formed because of water. Son; Ice – Jesus was a human. Holy Spirit: Steam – power in the world. All 3 are water in different states of matter.

	<p>Caramel, biscuit and chocolate bar.</p>	<p>Father; chocolate outer wrapping the whole biscuit up. Son; biscuit base which is solid. Holy Spirit: Runny caramel</p>
<p>Draw you own idea here;</p>		<p>Father; Son; Holy Spirit:</p>

2A.3 INCARNATION/GOD RESOURCE SHEET 3: INFANT AND ADULT BAPTISM: SIMILARITIES AND DIFFERENCES

1. Cut up the cards. Mix them up. Ask pupils to sort them into lists for infant and adult baptism.
2. Sort them according to similarities and differences.
3. Rank them according to what pupils think are the most important parts of the ceremony.
4. Select the cards that could also be used to describe Jesus' baptism in Matthew 3:11-17.

INFANT

- Water
- Vicar/priest blesses the water
- Water splashed on head
- Sign of washing away sin
- Font
- Parents and godparents promise to look after baby as he or she grows up
- Anointed with oil
- Often dressed in white
- Prayers and blessings are said, songs are sung

ADULT

- Water
- No blessing for water
- Go right under the water
- Sign of burying their old life and starting a new one
- Baptistry pool or river
- Person being baptised makes their own promises to follow Jesus
- No oil
- Sometimes dressed in white
- Prayers and blessings are said, songs are sung

Red words indicate the Trinity working in the life of the person being baptised.

Lord **God**, our heavenly **Father**,

we thank you for your great goodness

in calling us to know you and to put our trust in you.

Increase this knowledge and strengthen our faith.

Give your **Holy Spirit** to this *person*,

that *he* may be born again and made an heir of everlasting salvation;

through **Jesus Christ** our Lord,

who lives and reigns with **you** and the **Holy Spirit**,

one God, now and for ever. Amen.