



Writing including Grammar

Monday	Read 'Why the koala has a stumpy tail'. Complete the questions to show your understanding of the story.
Tuesday	Read and work your way through the adverbial activity booklet. Make sure you use the word mats to help give you ideas. Some will need to be adapted to fit the setting for the sentences and story. Watch out for a class reader with your Year group on Share Point!
Wednesday	Use your planning sheet for your British cultural story that you prepared last week to write your own story about how our British wildlife obtained a key feature. Remember to use the great vocabulary that you have collected and used in your poems and the adverbials you have worked on yesterday. print out and use the lined paper provided to write it on.
Thursday	Continue to write your story, so that you have a clear beginning, middle and end. Is the moral of your story clear? If you have time, why not add an illustration! Watch out for a class reader with your Year group on Share Point!

Handwriting


Monday	Fluency: Writing longer words Image 1) Have a go at writing this sentence, making sure you think about the size and joins of each letter. Yours should look the same as the picture. Identify where you could improve and rewrite the sentence. Repeat as many times as necessary. <div style="display: flex; justify-content: space-around;"> <div style="text-align: left;"> <p><i>misunderstanding</i></p> <p><i>misbehaving</i></p> <p><i>disadvantage</i></p> <p><i>dissatisfied</i></p> </div> <div style="text-align: left;"> <p><i>misspell</i></p> <p><i>mislead</i></p> <p><i>disappointment</i></p> <p><i>disagree</i></p> <p><i>disobey</i></p> <p><i>disappear</i></p> </div> </div>
Tuesday	See Handwriting sheet for writing longer words. Concentrate on your handwriting and copy the poster out carefully. Check: Spaces between letters and words Find two words to tick and two you can improve. Rewrite them out.
Wednesday	Complete the worksheet on the handwriting document.

Church Hill C of E Junior School

Thursday	Complete the invitation worksheet
----------	-----------------------------------

Spellings for the week

Ants - High frequency words. Plus, some key Y3&4 words.

Ants		mention	minute	natural	horse
		I'll	I've	inside	it's

Bees - learn the first 12

Caterpillars - bees words plus next line. **Dragonflies** - as caterpillars, plus next line.




Prefixes - ir-, sub-, inter-. Plus, some key Y3&4 words.

RULE

Ir- prefix means 'not' or 'no'. It is used with some adjectives and nouns that begin with 'r' to give the opposite meaning.

Sub- prefix means 'under' or 'below'. It is used with a variety of words.

Inter- prefix means 'between or among groups'.

Bees		mention	minute	natural	naughty
		irregular	subway	interact	international
		irrelevant	submarine	intercept	internet
Caterpillars		irradiate	submerge	interlock	subordinate
Dragonflies		irrational	subheading	intermingle	subcontinent

Please use the attached 'Spelling menu' to encourage learning.

Maths

Finish every day's lesson with Times Table Rock Stars Practice.

<https://whiterosemaths.com/homelearning/year-4/>

Monday	Summer Term- Week 1: Lesson 1- Make a whole MyMaths Lesson and task to recap previous learning we have done in school.
Tuesday	Summer Term- Week 1: Lesson 2- Write decimals
Wednesday	Summer Term- Week 1: Lesson 3- Compare decimals
Thursday	Summer Term- Week 1: Lesson 4- Order decimals

Why not try some active maths too? Select your year group, teaching objective and have fun!

<https://www.teachactive.org/my-account/?code=CESUV>

Church Hill C of E Junior School

Creative

See separate creative challenge sheet for full activities.

Monday	R.E. - Challenge 1 Our next R.E. topic is all about the journey of life. Many Christians see life as a journey. Share what you would like to achieve on your own personal life journey. Watch video clips, make notes and then discuss the similarities and differences with your family.
Tuesday	R.E. - Challenge 2 (Cross-curricular link - Geography) Your second challenge this week is to go on a short journey yourself. You need to go on a walk with your family and create a 'journey stick' to show the journey that you went on. To begin with, you need to find a stick (or a piece of cardboard). This will be what you attach the items you collect on your journey to. You can use string, elastic bands, wool or cello tape to attach your items.
Wednesday	R.E. Challenge 3 - (Cross-curricular link - Geography) Using your journey stick from Wednesday, you are going to create a map of your journey. Your map can be drawn neatly on an A4 piece of paper.

PE

Monday-Friday	Watch out for Mr Partner's PE challenges on Twitter every Monday! PE with Joe https://www.youtube.com/channel/UCAxW1XT0iEJo0TYIRfn6rYQ Some other ideas: Walk the dog or have a family walk Try Cosmic Yoga https://www.youtube.com/user/CosmicKidsYoga Practise your times tables with BBC super-movers. https://www.bbc.co.uk/teach/super-movers/ks2-collection/zr4ky9q
---------------	--

Friday (Bank Holiday)

Victory in Europe (VE) Day 2020	See separate sheet for VE day celebration ideas for you and your family. There are 4 activities for you to complete. You can complete as many as you wish but I would love to see one activity from number 4 about Captain Tom Moore.
---------------------------------	---