



# Church Hill C of E Junior School

## YEAR 4 Home-School Support W/C: 18.05.20


This week is Greek Week! All the learning is based around ancient Greek mythology, history and culture.

### Writing including Grammar

Monday	<p>Read the information about Apollo and answer the comprehension questions to strengthen your understanding.</p> <p><b>Watch out for a class reader with your Year group on Share Point!</b></p>
Tuesday	<p>Re-read the information about Apollo and his oracle. Can you summarise the story and create a cartoon strip of it? We have provided a sheet with 6 boxes to help you, or you could lay it out in more boxes, should you choose. Look at the example before you start. We would love to see a summary of the story with rich new vocabulary, colourful illustrations and a strong understanding of the story. Have fun!</p>
Wednesday	<p>Read the powerpoint document and the fact sheet about Alexander the Great. Also watch the short animations using the YouTube links on the documents above. Collect as much information as you can about Alexander the Great and why he was actually great! Summarise your findings in the thought bubbles using the headings given.</p> <p><b>Watch out for a class reader with your Year group on Share Point!</b></p>
Thursday	<p>Read the biography about Captain Tom Moore. Look at how it is structured using the table on the second page using the symbols and descriptions on the left hand side. Your task today is to use the notes you made yesterday to plan your own biography of Alexander the Great. Try to plan the great vocabulary that you will use, i.e. the words to describe his qualities and the alliteration in the over arching statement about why he was famous. Record your thoughts in note form on the blank sheet.</p>
Friday	<p>Now write the biography of Alexander the Great using the notes you have made and the word bank to help you. It would be great to see how you lay out your question and answer boxes to make the biography eye-catching and interesting to read. Have fun and email or tweet your finished bios. We'd love to see them!</p> <p><b>Watch out for a class reader with your Year group on Share Point!</b></p>





### Handwriting

Monday	<p><b><u>Unit 27: Revising Break Letters</u></b> Have go at copying out the picture below. Repeat 3 times, each time improving your handwriting.</p>
--------	--


	 <p>Anxious and jealous youngsters are often amazing athletes.</p> <p>Remember pen lifts for break letters.</p> <p>Have a go at activity sheet. Practice writing the break letters then copy the words.</p>
Tuesday	Activity sheet 2. Write the pronouns and then fill in the correct pronoun in the gap.
Wednesday	Activity sheet 3. Can you work out what hobby each picture represents? Use a dictionary to ensure your spelling is correct. Place them in alphabetical order.
Thursday	Have a go at the Greek alphabet worksheet. See if you can learn some new words and letters.

**Spellings for the week**

THESE WILL BE TESTED IN A WEEKLY HIVE GAME ON A FRIDAY MORNING!  
 ANTS - 11am, BEES 11:15am, CATERPILLARS 11:30am AND DRAGONFLIES 11:45am.  
 Here are the codes that you will need to join the game!

**Ants** - High frequency words. Plus, some key Y3&4 words.

Ants 	opposite	ordinary	peculiar	last
	laugh	let	liked	live

**Bees** - learn the first 12

**Caterpillars** - bees words plus next line. **Dragonflies** - as caterpillars, plus next line.




/shun/ sound spelt -cian, -sion, -tion

RULE

# Church Hill C of E Junior School

Prefix auto - means 'self' or 'own'

Prefix anti - means 'against'. Use to show the opposite of something.

Bees 	opposite	ordinary	peculiar	particular
	autopilot	autograph	automatic	autocue
	antibody	anticlockwise	antibiotic	antiseptic
Caterpillars 	automobile	autobiography	antisocial	antidote
Dragonflies 	autocrat	automotive	antibacterial	antifreeze

Please use the attached 'Spelling menu' to encourage learning.

## Maths

Finish every day's lesson with Times Table Rock Stars Practice.

<https://whiterosemaths.com/homelearning/year-4/>

Monday	Summer Term- Week 3: Lesson 1- Multiplying 2-digit by 1-digit numbers
Tuesday	Summer Term- Week 3: Lesson 2- Multiplying 3-digit by 1-digit numbers
Wednesday	Summer Term- Week 3: Lesson 3- Divide 2-digit by 1-digit numbers
Thursday	Summer Term- Week 3: Lesson 4- Divide 3-digit by 1-digit numbers
Friday	<p><i>Summer Term- Week 3: lesson 5- Friday challenge (Note: if you wish to join along with the full lesson, it is worth having a look at the ingredients list in advance of the day...)</i></p> <p><i>Plus, keep an eye out on the school Twitter page (@ChurchHillJS) at 11:45 am on Friday for Mr Holland's whole school maths challenge. Send in your solutions, methods and questions!</i></p>

Why not try some active maths too? Select your year group, teaching objective and have fun!

<https://www.teachactive.org/my-account/?code=CESUV>

## Creative

See separate creative challenge sheet for full activities.

Monday	<p><b><u>Olympics and Pentathlon</u></b></p> <p>Read the Olympics PowerPoint and have a go at discussing and answering all of the questions in red.</p> <p>Once you have completed the Pentathlon activity, we would love to see your events in action! @CHJS</p>
--------	---

## Church Hill C of E Junior School

Tuesday	<p><b><u>D&amp;T Column Challenge</u></b> See separate sheet with information about the Parthenon and activities.</p> <p>You do not have to complete all of these tasks. Start with challenge 1 then move on to challenge 2 then 3 etc. See how far you get.</p>
Wednesday	<p>In total there are seven challenges, the final one is to create a model of the Parthenon out of card and paper. Some of you may want to complete all seven challenges but this is optional.</p> <p>You can collect house points for each challenge you manage to complete. To claim your house points send us your photos.</p> <p>Please send any photos to our twitter link; we would love to see how far you get with this Design technology task.</p>
Friday	<p><b><u>Battle of Marathon</u></b></p> <p>Read the information sheet explaining the story of the Battle of Marathon. Your task is to create your own Greek soldier, piece of Greek soldier clothing or a Greek soldier's weapon.</p> <p>You can create your model/piece of clothing from anything that you like. You might choose to draw and label it too. You could even choose to create it out of food!</p> <p>There are some ideas on the sheet to give you some inspiration. Once you have finished, you can write a short paragraph explaining what it is you have made, how you made it and the materials you used. You could then present your masterpiece to members of your household.</p>

### **PE**

Monday-Friday	<p style="background-color: yellow;">Watch out for Mr Partner's PE challenges on Twitter every Monday!</p> <p>PE with Joe <a href="https://www.youtube.com/channel/UCAxW1XT0iEJo0TYIRfn6rYQ">https://www.youtube.com/channel/UCAxW1XT0iEJo0TYIRfn6rYQ</a></p> <p>Some other ideas: Try Cosmic Yoga <a href="https://www.youtube.com/user/CosmicKidsYoga">https://www.youtube.com/user/CosmicKidsYoga</a> Practise your times tables with BBC super-movers. <a href="https://www.bbc.co.uk/teach/super-movers/ks2-collection/zr4ky9q">https://www.bbc.co.uk/teach/super-movers/ks2-collection/zr4ky9q</a></p>
---------------	--

### **Science**

Tuesday	Have fun investigating shadows and make your own sundial.
---------	---

### **RE**

Thursday	Hinduism - The second of two lessons on the theme of Hinduism. This is a story from the Hindu religion features the goddess.
----------	--