





YEAR 5/6 Home-School Support W/C: 8.06.20

English

| | |
|-----------|--|
| | <p>Year 5 are going to continue to enjoy poetry. During the week we will look at comprehension, writing in the style of different poems and different authors, vocabulary building and how to write our own poems.</p> |
| Monday | <p>Listen to The Sound Collector by Roger McGough. https://www.bbc.co.uk/bitesize/clips/zc6qxnbn</p> <p>The poem takes place in the morning. Using the poem have a go at writing your own version thinking about a different context e.g. at night, playground, football match, seaside, at the zoo, in the classroom.</p> |
| Tuesday | <p>Today we would like you to present your poem from yesterday. Remember to think about your handwriting, how to set out your poem and illustrations.</p> <p>Remember to tweet your finished poems. We would love to see and read them.</p> |
| Wednesday | <p>Listen to 'From a Railway Carriage' by Robert Louis Stevenson read by Michael Rosen. https://www.youtube.com/watch?v=BlyMMIMXI7M</p> <p>Today collect ideas so that tomorrow you can write your own version. Where could it be from? a car? an aeroplane? a bike? a boat? Brainstorm ideas and words. Keep looking at the poem and look at the rhyme and style.</p> |
| Thursday | <p>Listen to another version of 'From a Railway Carriage' by Robert Louis Stevenson. https://www.youtube.com/watch?v=ZlwlZ-2gEeg</p> <p>Have a go at writing your own version. Use the poem to help you. Think about how you can adapt it for your context.</p> <p>Remember to tweet your finished poems. We would love to see and read them.</p> |
| Friday | <p>Watch the following clip about Limericks. https://www.bbc.co.uk/bitesize/topics/z4mmn39/articles/zw3yw6f</p> <p>Task 1: Write down at least 10 sets of rhyming words. For example: bright, might, fight, knight, night, sight, height. Task 2: Have a go at writing 4 of your own limericks.</p> <p>For example:</p> <p>I know a schoolboy from Dubai, Who was baked by mistake in a pie, To his mother's disgust, He emerged through the crust, And exclaimed, "What a good boy am I!"</p> <div style="display: flex; align-items: flex-start;">  <div style="margin-left: 20px;"> <p>What is a Limerick?</p> <p>A limerick is a short and fun five-line poem with a distinctive rhythm. The first, second and fifth lines are longer than the third and fourth lines. The rhyming pattern is AABBA. The longer A lines rhyme with each other and the shorter B lines rhyme with each other.</p> <ul style="list-style-type: none"> • Line 1: 7-10 syllables A • Line 2: 7-10 syllables A • Line 3: 5-7 syllables B • Line 4: 5-7 syllables B • Line 5: 7-10 syllables A </div> </div> |

Handwriting

| | |
|---------|--|
| Monday | <p>Complete PENPALS unit 25 Practising sloped writing Copy out each sentence twice. Remember to look carefully at the joins.</p> <p><i>It is essential that you listen to the special commercial.</i></p> <hr/> <p><i>The information is crucial and not confidential.</i></p> <hr/>  |
| Tuesday | <p>In your neatest handwriting, copy out your 'The Sound Collector' poem.</p> |

Reading

NEW - Mrs Brown has recently informed all parents on how to use Student SharePoint. I have recently added a video in the Year 5 video section and will do so each week to finish our class reader "Tom's Midnight Garden" from last term.

<https://churchhilljunleics.sharepoint.com/sites/students>

Watch and listen to Tom's Midnight Garden chapters 18



Chapter 18

Spellings for the week ending Friday 19.6.20

Year 5: (Note that you have two weeks for these spellings).

You will still have chance to take part in a hive game next Friday (12th). Please see the codes below and remember the new times:

Melons 9:30am Hive Code: #262699

Grapefruits 9:30am Hive Code: #550777

Oranges 9:45am Hive code: #210167

Grapes 9:45am Hive code: #803141

The children can practise their spellings in a fun and interactive way and earn extra Honey Pot points awarded by Mrs Shilton <https://www.spellingshed.com/en-gb> or learn their spellings in a fun way using the spelling menu (games) ideas sheet attached.

| Grapes | Oranges | Grapefruit | Melons |
|------------|-----------------|-----------------|-------------------|
| 1. serious | 1. Programme | 1. psalm | 1. persuade |
| 2. obvious | 2. Proceed | 2. peace | 2. persuasion |
| 3. leaves | 3. Secretary | 3. persuasion | 3. profession |
| 4. never | 4. Identity | 4. profession | 4. programme |
| 5. under | 5. Forcibly | 5. considerable | 5. queue |
| 6. awake | 6. Considerable | 6. programme | 6. recognise |
| 7. asleep | 7. Psalm | 7. queue | 7. recognition |
| 8. belief | 8. Peace | 8. recognise | 8. secretary |
| 9. beliefs | 9. shoulder | 9. recognising | 9. shoulder |
| 10. chief | 10. suggest | 10. identity | 10. soldier |
| 11. chiefs | 11. suspense | 11. secretary | 11. suggest |
| 12. other | 12. suspension | 12. shoulder | 12. suggestion |
| 13. you'll | 13. queue | 13. forcibly | 13. explanation |
| 14. you've | 14. profession | 14. suggestion | 14. frequently |
| | 15. soldier | 15. explain | 15. believe |
| | 16. shouted | 16. explanation | 16. opinion |
| | | 17. frequently | 17. accommodate |
| | | 18. frequency | 18. accommodation |
| | | | 19. peace |
| | | | 20. knight |

Maths

Year 5

White Rose Maths

The maths is now on our website for each day and the answers are also provided.

Try to complete Summer Term Week 5.

Mon Lesson 1 - Add and subtract fractions

Tues Lesson 2 - Add fractions

Wed Lesson 3 - Add mixed numbers

Thurs Lesson 4 - Subtract mixed numbers

Friday Lesson 5 - Challenge Cards (Questions 3 - 6 are for Key Stage 2)

Finish every day's lesson with Times Table Rock Stars Practice. <https://trockstars.com/>

Watch out on Twitter for Mr Holland's Maths challenge!

Year 6

White Rose Maths

The maths is now on our website for each day and the answers are also provided.

Try to complete Summer Term Week 5.

Mon Lesson 1 - Multiply and divide by 10 100 and 1000

Tues Lesson 2 - Multiply decimals by integers

Wed Lesson 3 - Divide decimals by integers

Thurs Lesson 4 - Decimals as fractions

Friday Lesson 5 - Challenge Cards (Questions 3 - 6 are for Key Stage 2)

Finish every day's lesson with Times Table Rock Stars Practice. <https://trockstars.com/>

Watch out on Twitter for Mr Holland's Maths challenge!

Science

| | |
|---------|-------------------|
| Tuesday | All about plants! |
|---------|-------------------|

RE



| | |
|----------|---|
| Thursday | Judaism- The second of two lessons about Judaism. |
|----------|---|

Creative Afternoon work

| | |
|------------|---|
| Creative 1 | <p><u>History - A local history study to stretch historical knowledge beyond 1066.</u> This term we were supposed to be learning about the Battle of Bosworth and Richard III. This is your last week of 3 weeks of work so treat this like a homework project. Make sure your project reflects the time you have had.</p> <p><u>Task</u> - Continue to create a PowerPoint presentation, poster or study guide with the title - The War of the Roses.</p> <p><u>Check list</u></p> <ul style="list-style-type: none">• Does it make sense? (Make sure you haven't just cut and pasted it from the internet.)• Is it presented neatly?• Are your illustrations appropriate?• Have you used labels?• Is your information organised?• Does your work need sub headings?• Would you be proud to bring this to school? |
| Creative 2 | <p><u>French</u> Last week you started to find out about sports in French. This week we would like you to create a French poster all about the sports you learnt last week.</p> |
| Creative 3 | <p><u>Music</u> Have a go at creating your own music on Chrome music lab. Click on 'Song Maker' and have fun experimenting! Please note this only works in the Chrome internet browser. https://musiclab.chromeexperiments.com/</p> <p><u>Virtual Singing Assembly</u> - Join in with Church Hill's virtual singing assembly at 8:50 am each Wednesday morning. We will be singing some more old favourites as well as learning some new songs over the next few weeks. We'd love to see you joining in. Take a photo or short video and tweet the school @ChurchHillJS</p> |

| | |
|------------|--|
| | |
| Creative 4 | <p>Personal Social Health Education (PSHE)</p> <p>Changes: In the next few weeks our PSHE will focus on changes. We have all had to deal with unexpected changes in our lives over the last few months. This has meant that we have had to find ways to cope from within ourselves, with the help of family or 'with' others - even though this is usually at a distance.</p> <p>Even without covid-19 we would be making changes; learning new skills, making new friends, changing class etc.</p> <p>These activities look at change and the feelings it sometimes leads to, as well as how we can manage these and cope positively with changes in our lives.</p> <p>This week's activity is Changes 2 - My Life Journey</p> |

PE

| | |
|-----------------|---|
| Monday - Friday | <p>Watch out for Mr Partner's PE challenges on Twitter every Monday!</p> <p>We would love you to join in the Virtual School Games. Please see you email or the school website for more details.</p>  <p>PE with Joe Wicks https://www.youtube.com/channel/UCAxW1XT0iEJo0TYIRfn6rYQ</p> <p>Some other ideas: Walk the dog or have a family walk Try Cosmic Yoga Practise your times tables with BBC super-movers. https://www.youtube.com/user/CosmicKidsYoga https://www.bbc.co.uk/teach/supermovers/ks2-collection/zr4ky9q</p> <p><u>Healthy at Home</u> Our Active Partnership, Leicester-shire & Rutland Sport, have been developing a section of their website to support home activity and learning. It contains links to a number of different opportunities for children and families as well as adults so please feel free to browse and take a look. https://www.lrsport.org/healthyathome</p>  |
|-----------------|---|

Computing

| | |
|---------|--|
| Any day | Before half term, you began a new assignment on 'Hour of Code' called Play Lab. We would like you continue working through this, remembering to work |
|---------|--|

through the tutorials. These are designed to guide you through as you continue to develop your own game.

Remember, if you have something to practise your typing on, the BBC Dance Mat Typing website is a great way to develop these skills. Use the following link: <https://www.bbc.co.uk/bitesize/topics/zf2f9j6/articles/z3c6tfr>