

# Quick guide for parents and carers

Your child's login details are stuck in their planner!



Oxford Reading Buddy

Oxford Reading Buddy helps your child to get better at reading. It contains hundreds of books that your child will enjoy, all matched to their reading level. Special 'Coaching eBooks' help your child to understand what they read. Quizzes check how they are doing and send results back to their teacher.

Oxford Reading Buddy can be used on desktops, tablets and mobiles.

For more information please visit [support.oxfordreadingbuddy.com/parent-support/](http://support.oxfordreadingbuddy.com/parent-support/)

1 Your child enters their details to begin.

Hello!

School code

Your username

Your password

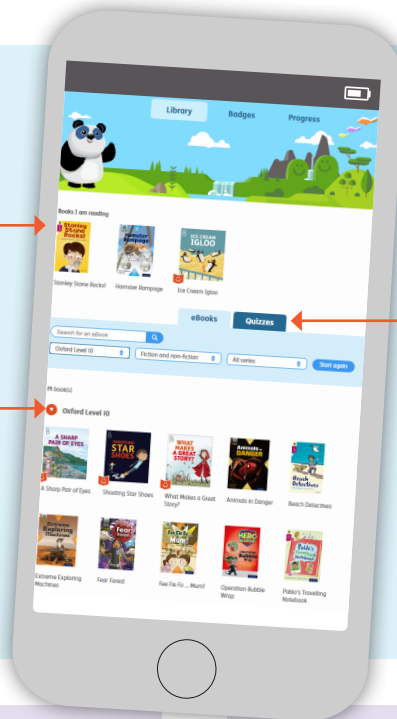
[need help with signing in](#)

Start

Go to [www.oxfordreadingbuddy.com](http://www.oxfordreadingbuddy.com)

2 You can see a list of books your child is reading.

3 You can see all the books at your child's Oxford Level here. Click on a book to start reading or take the quiz.

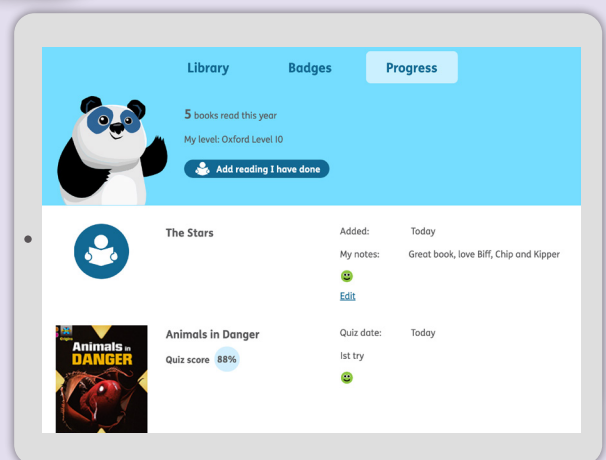
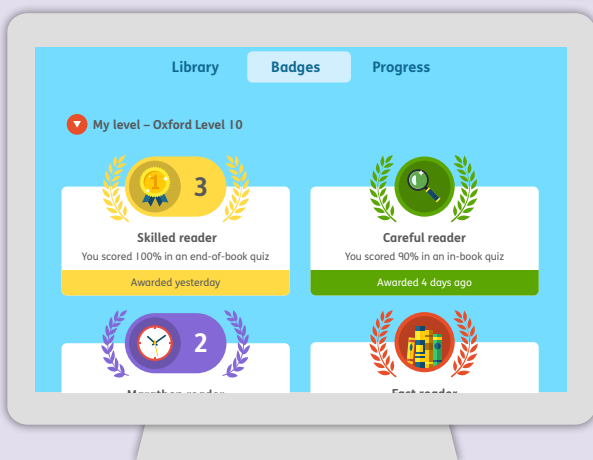


4 In this tab you can find quizzes. Quizzes are available for Oxford print books as well.

5 Books with this sign on are 'Coaching eBooks' and have a buddy to help your child.

6 This is where your child's badges are saved. They can earn badges for working hard.

7 Click on the Progress tab to see the books your child has read and their quiz scores. You can add extra reading your child has done by clicking on the 'Add reading I have done' button.



OXFORD