










Church Hill C of E Junior School

YEAR 3 Home-School Support W/C: 18.05.20

English Writing, Reading and GPS - Our Topic: Legends. This would have been our Greek Week if we had been at school. The whole school should have been learning about the Ancient Greeks. The Greeks had the most exciting myths and legends. This week, we are going to learn the story of Perseus and Medusa and try to write a short description of Medusa.

Monday	<p><u>Learning the Story of Perseus and Medusa</u></p> <p>Begin by reading the story of Perseus and Medusa. You can read it by yourself or you can log on to Sharepoint and read it with Mrs Brown.</p>  <p>Once you have read it, please write a short summary of the story. A summary is a very short recount of the main points from the story. Can you retell the story in about 4 sentences? If you watch Mrs Brown's video on Sharepoint, she will give you some tips.</p>
Tuesday	<p><u>Preparing for writing a description of Medusa</u></p> <p>Re-read the story from yesterday or watch the video on Sharepoint again.</p> <p>Now read the short description of Medusa. Can you use the description to label the picture of Medusa?</p> <p>Finally, plan some similes. Hopefully you can remember what a simile is from the description of the dragon last week. Here are two examples:</p> <p>Medusa's tusks were <u>as sharp as knives</u>. Her wings were <u>like a bat</u>.</p>  <p>Use the help sheet to plan some similes to describe Medusa's features. Can you write a simile for her wings, tusks and eyes?</p>
Wednesday	<p><u>Writing a description of Medusa</u></p> <p>Watch this You Tube clip to remind yourself of the story. https://www.youtube.com/watch?v=qbYkejgeAXc</p> <p>Today you are going to write a fabulous description of Medusa. We will use your ideas from yesterday but let's begin by thinking about her hair. It was made of snakes.</p>

Church Hill C of E Junior School

	<p>How many different species of snake can you name? How do snakes move? Look 'wriggle' up in a thesaurus (if you don't have one, look online or use the thesaurus option on Microsoft word - click on 'review' and then click on 'thesaurus').</p> <p>Now look at the model text. Can you use it to write your own?</p> <p><u>How to structure your writing</u></p> <ol style="list-style-type: none"> 1. Introduce Medusa 2. Describe her wings, claws, tusks, hair, eyes 3. Tell the reader she can turn people to stone <p>Remember to use all your good ideas from yesterday and today and remember to share your work on Twitter or by emailing it to parentresponse@churchhill-jun.leics.sch.uk</p>
Thursday	<p><u>Creating a word cloud</u></p> <p>Think about all of the wonderful words and phrases you have used to describe Medusa this week. Use these words to create a word cloud.</p> <div style="display: flex; justify-content: space-around;">   </div> <p>You can either do this by hand or by using this website: worditout.com</p> <p>I used worditout.com to create mine. However, always ask an adults permission to use new websites.</p>
Friday	<p><u>Fun Friday</u></p> <p>Use your imagination and everything that you have learnt about Medusa to create a Medusa mask. Use some skills of visualisation to imagine what she might look like.</p> <div style="display: flex; justify-content: space-around;">    </div>

Church Hill C of E Junior School

Handwriting

Monday	Handwriting sheet based on this week's spelling pattern. Do half today and half tomorrow.
Tuesday	Second half of the handwriting sheet.
Wednesday	<p>Perseus And Medusa</p> <hr/> <p>I met her mirrored stare: The cycles of stone glories Locked in the Gorgon's glare.</p> <p>Have a go at writing out this short poem about Perseus and Medusa in best handwriting.</p>
Thursday	Handwriting is all about having good pencil skills. Take a look at the sheet of Greek patterns and have a go at recreating some of them.
Friday	Continue with your Greek patterns from yesterday.

Guided Read on Share Point - Try logging on to Share Point and looking in the Y3 video library. Mrs Brown is continuing to read a story called The Wizards of Once. This is great for your child to hear a story read aloud and would be like us having a guided reading session at school. Remember to read the story in the right order. The clips are numbered.

There are also lots of reading resources on the Home Learning section of our website. This week there are lots of Greek myths and legends to read.

Church Hill C of E Junior School

Spellings for the week

Please use the attached 'Spelling menu' to find fun ways of learning your spellings! Also, use the games on the Spelling Shed website!

Beige, Pink and Yellow Spellings

chef
machine
machinery
machinist
chute
parachute
brochure
chalet
champagne
moustache

Blue Spellings

high
right
night
tonight
light
fight
fright
bright

Spelling test will be done as a hive game on Spelling Shed at 2.00pm on Fridays for Yellow/Pink/Beige and at 2.15pm for Blue.

Maths

Please start/finish every day's lesson with Times Table Rock Stars Practice.

There are also some activities on My Maths.

White Rose Maths - Summer Term Week 3 (labelled 4th May - we are 2 weeks out because we started to follow this scheme 2 weeks after it was brought out).

Monday	https://whiterosemaths.com/homelearning/year-3/ Summer Term Week 3 (4 th May), lesson 1: Convert pounds to pence
Tuesday	https://whiterosemaths.com/homelearning/year-3/ Summer Term Week 3 (4 th May), lesson 2: Add money
Wednesday	https://whiterosemaths.com/homelearning/year-3/ Summer Term Week 3 (4 th May) lesson 3: Subtract money
Thursday	https://whiterosemaths.com/homelearning/year-3/

Church Hill C of E Junior School

	Summer Term Week 3 (4 th May), lesson 4: Multiply and divide by 3.
Friday	https://whiterosemaths.com/homelearning/year-3/ Summer Term Week 3 (4 th May) lesson 5: Friday challenge (Note: if you wish to join along with the full lesson, it is worth having a look at the ingredients list in advance of the day...) Plus, keep an eye out on the school Twitter page (@ChurchHillJS) at 11:45 am on Friday for Mr Holland's whole school maths challenge. Send in your solutions, methods and questions! '

Creative

Monday	History Ancient Greece: Learn where Greece is in the world and when the period of Ancient Greece started.
Wednesday	History Ancient Greece: Learn about life in Ancient Greece. Have a go at designing your own Greek pot or making some Greek butter cookies.
Friday	History Ancient Greece: Find out about toys and games in Ancient Greece and have fun playing some.

Online Art Lessons

Mrs Garlick, one of our Church Hill teachers, is streaming a live online art lesson at 2.00pm weekdays. These are great fun for both children and adults and can be completed using general art equipment found in most homes. Mrs Garlick begins by giving some background information about an artist/techniques and then gives a comprehensive step by step guide to how to re-create a super piece of art work. This is streamed via a private Facebook group. This is a specialist group that Mrs Garlick has set up only for the purposes of streaming this live lesson and is no way connected to any of her personal account information. If you are interested in taking part in this, please can an adult request access. Here are the details:

<https://www.facebook.com/groups/2800504326726539/?ref=share>

If this link doesn't work, search via Facebook for 'Art with Mrs G'. Mrs Garlick will not be able to enter into any communications with parents via this but she will say well done if any children upload their art work.

PE

Monday-Friday	Watch out for Mr Partner's PE challenges on Twitter every Monday! PE with Joe https://www.youtube.com/channel/UCAxW1XT0iEJo0TYIRfn6rYQ Some other ideas: Walk the dog, have a family walk, do some Cosmic Yoga, practise your times tables with BBC super-movers. https://www.youtube.com/user/CosmicKidsYoga https://www.bbc.co.uk/teach/supermovers/ks2-collection/zr4ky9g
---------------	---

Church Hill C of E Junior School

Science

Tuesday	Have fun investigating shadows and make your own sundial.
---------	---

RE

Thursday	Hinduism - The second of two lessons on the theme of Hinduism. This is a story from the Hindu religion features the goddess.
----------	--

Music

If you would like to try some online music lessons, follow this link:

<https://www.youtube.com/channel/UC-iOnF1dIM8eagPO05SMnRQ>

These are online lessons based around rhythms and body percussion.